


# Q-Series & Truss



• Het stabiele systeem voor grote overspanningen...



GEA

FINKTEC FIN



Da



GEA

GEA

GEA

STANDBOUWSYSTEMEN - WINKELINRICHTINGEN - VITRINES - TEXTIELFRAMES - STANDVERHUUR - DISPLAYS



MODUL Q-Serie  
MODUL Q Series  
MODUL Série Q

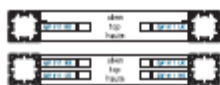
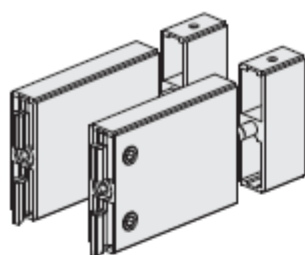




STANDBOUWSYSTEMEN - WINKELINRICHTINGEN - VITRINES - TEXTIELFRAMES - STANDVERHUUR - DISPLAYS

QV 911 RK

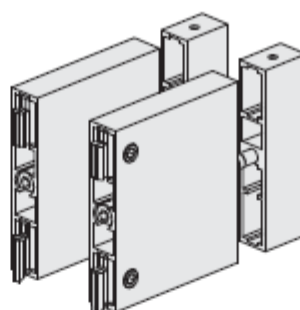
QV 911 LK



Für/For/Pour: Q 910, Q 914, Q 918

QV 902 R

QV 902 L

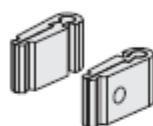


Für/For/Pour: Q 125

FX 25

FX 25 HR

FX 25 AR



für Q rechts/for Q right/pour Q à droite

FX 25 HL

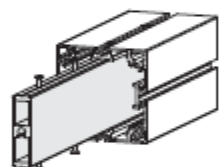
FX 25 AL

H 17



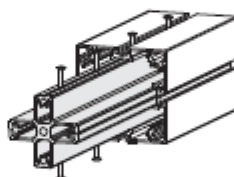
für Q links/for Q left/pour Q à gauche

V 15



Für/For/Pour: Q 910, Q 914, Q 918

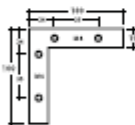
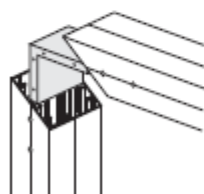
V 91



Für/For/Pour: Q 910, Q 914, Q 918

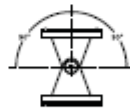
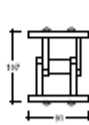
M 10 Q 91

M 10 Q 92

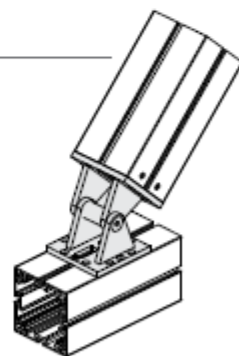


M 10 Q 91 für/for/pour: Q 124  
M 10 Q 92 für/for/pour: Q 910, Q 918

QV 95

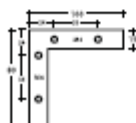


Für/For/Pour: Q 910, Q 914, Q 918



M 10 Q 125

M 10 Q 92



M 10 Q 125 für/for/pour: Q 125

TS V 5

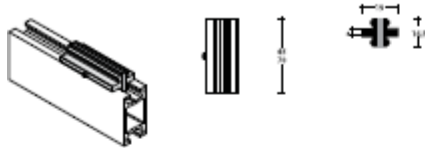


Für/For/Pour: TS P 91 an/sur Q 914, 918

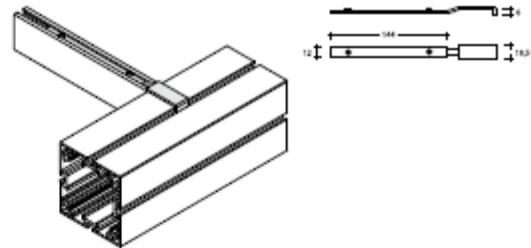
STANDBOUWSYSTEMEN - WINKELINRICHTINGEN - VITRINES - TEXTIELFRAMES - STANDVERHUUR - DISPLAYS

V 31 45 + V 31 70

Verbinder zur nachträglichen Montage  
Connector for subsequent fitting  
Pièces d'assemblage pour montage ultérieur

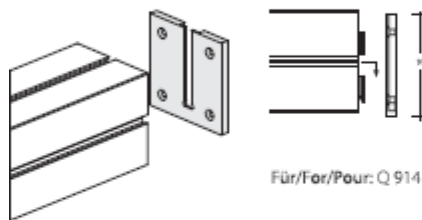


H 18

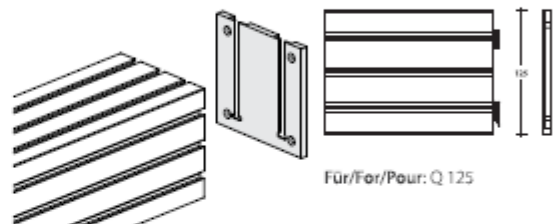


Wandanschlüsse | Wall connectors | Fixation murale

QW 91

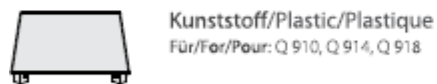


QW 125

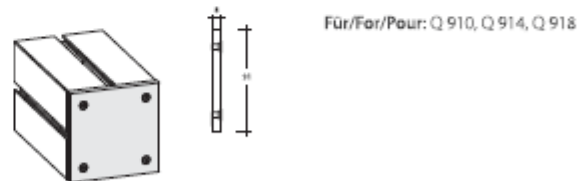


Abdeckkappen | Caps | Embouts

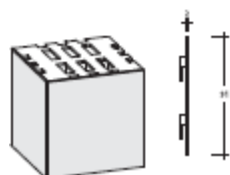
AK 912 G



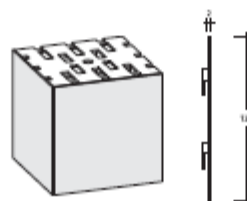
AK 911



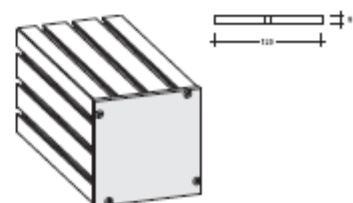
QV AK91



QV AK 125

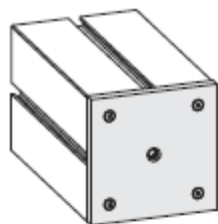


AK 130

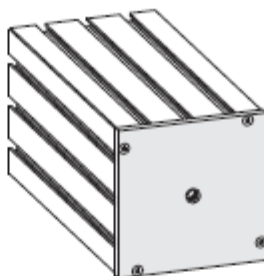


STANDBOUWSYSTEMEN - WINKELINRICHTINGEN - VITRINES - TEXTIELFRAMES - STANDVERHUUR - DISPLAYS

AVR 911



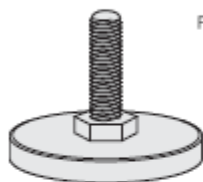
AVR 130



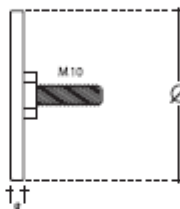
Verstellfuß | Adjustable foot | Vérins

VR 91

VR 125



Für/For/Pour: Q 910, Q 914, Q 918



Für/For/Pour: 125

87  
91  
125  
135

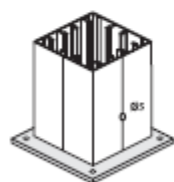
Stellfüße | Base plates | Embase Q

SF 910

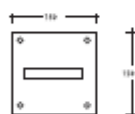
SF 911

SF 126

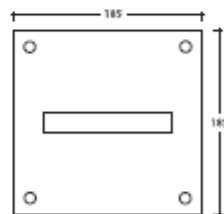
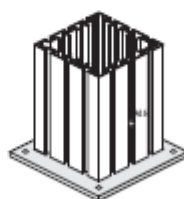
Für/For/Pour: Q 910, Q 918



Für/For/Pour: Q 914



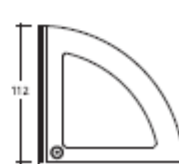
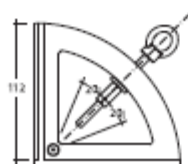

Für/For/Pour: Q 125



Windverband | stabilizer | Equerres d'angle

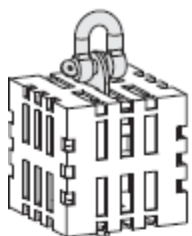
SLV 9 K

SLV 10

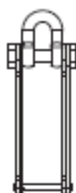




SLV 11-1



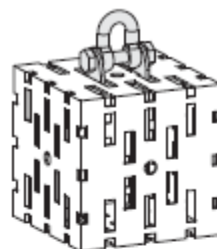
Für/For/Pour: Q 918



SLV 11-2

Für/For/Pour: Q 914

SLV 11-3

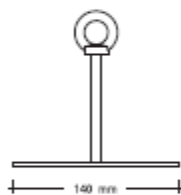


Für/For/Pour: Q 125



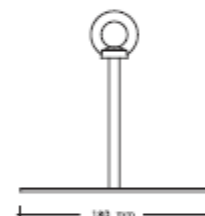
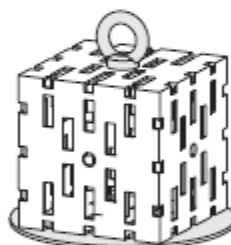
Trägerplatten | Suspending discs | Anneaux avec platine

SLV 11-4



Für/For/Pour: QV 92

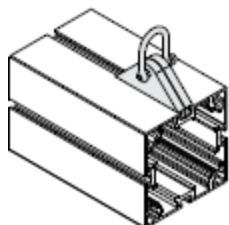
SLV 11-5



Für/For/Pour: QV 126

Seilaufnahme | Wire adapter | Support élingue

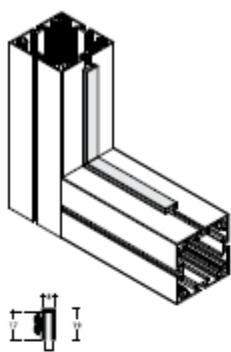
SLV 13



STANDBOUWSYSTEMEN - WINKELINRICHTINGEN - VITRINES - TEXTIELFRAMES - STANDVERHUUR - DISPLAYS

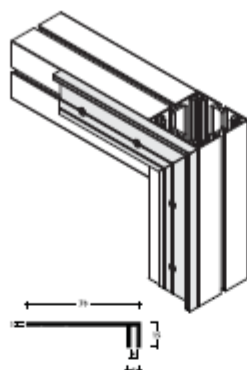
Tuchspanprofile für Q-Serie | Fabric retaining profiles for Q-Series | Profilés tendeurs de tissus pour la série Q

TSP 3



Für/For/Pour: Q 914, Q 918, Q 125

TS P 6



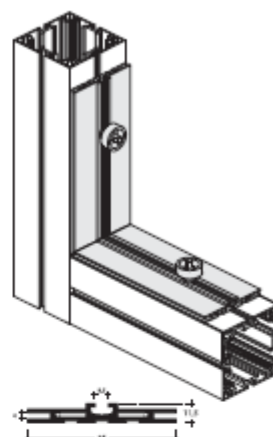
Für/For/Pour: Q 914, Q 918, Q 125

TSP 7



Für/For/Pour: Q 914, Q 918, Q 125

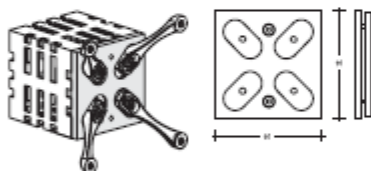
TS P 91



Für/For/Pour: Q 914, Q 918

Plattenhalter | Panel supports | Supports panneaux

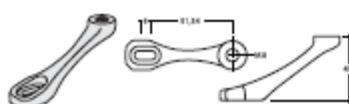
QZB 91



QZB 92

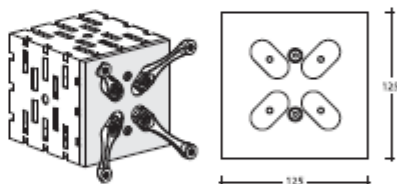


A 30 M

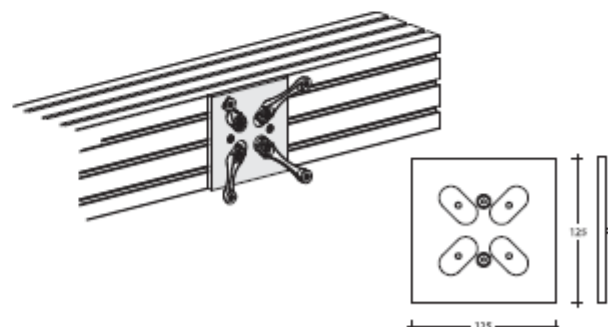


matchrom | satin finish | chromé mat

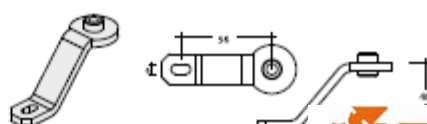
QZB 125



QZB 126



A 32



Edelstahl | Stainless steel | Inox

STANDBOUWSYSTEMEN - WINKELINRICHTINGEN - VITRINES - TEXTIELFRAMES - STANDVERHUUR - DISPLAYS



## Een stabiel, kolomvrij systeem voor grote overspanningen.

Met het MODUL truss systeem kunt u zelfdragende constructies bouwen met een overspanning tot maximaal 16 mtr.

De verbinders van dit systeem bieden een goede mogelijkheid om verlichting of andere decoratie aan te bevestigen.

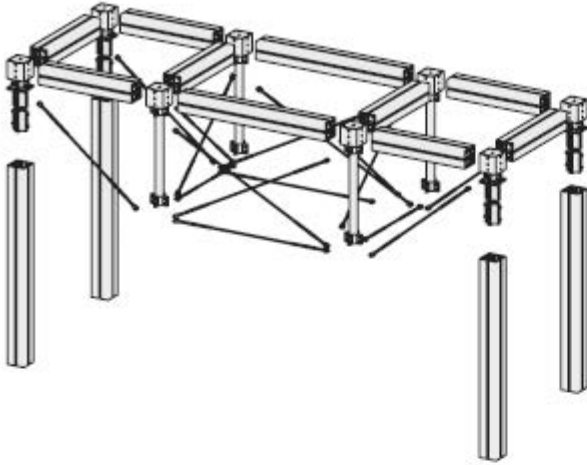


STANDBOUWSYSTEMEN - WINKELINRICHTINGEN - VITRINES - TEXTIELFRAMES - STANDVERHUUR - DISPLAYS

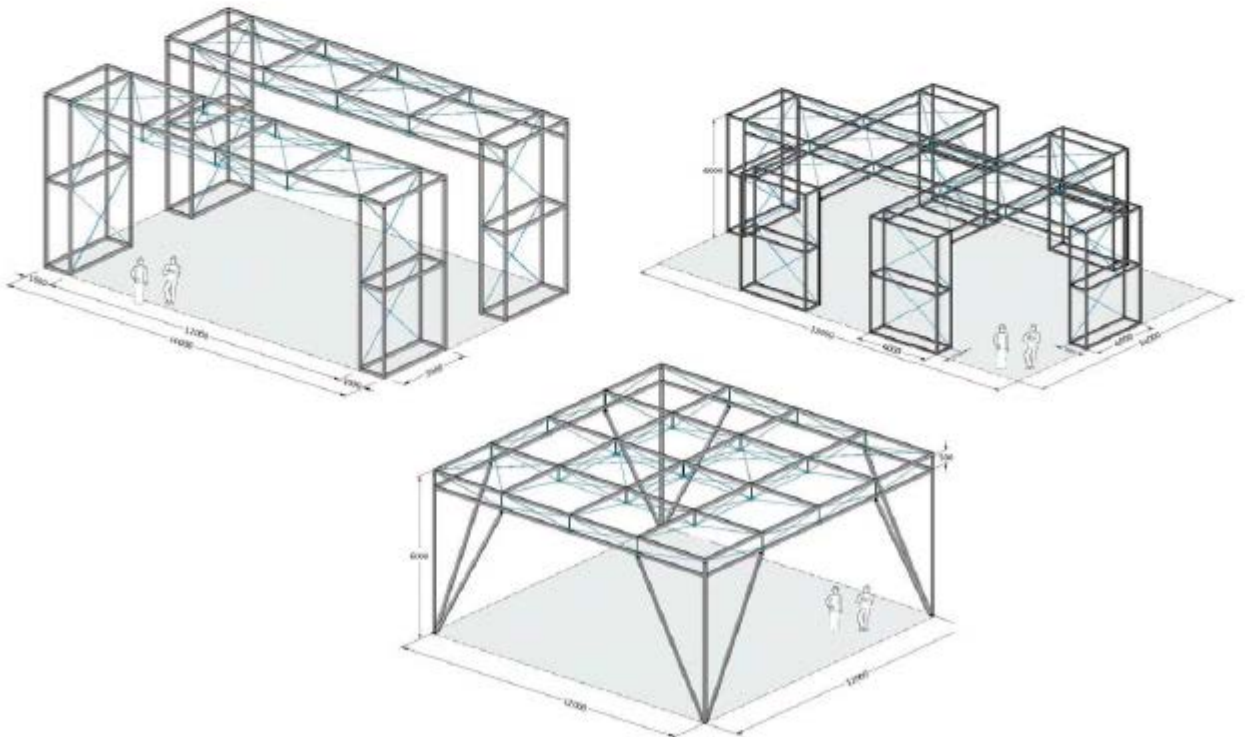


STANDBOUWSYSTEMEN - WINKELINRICHTINGEN - VITRINES - TEXTIELFRAMES - STANDVERHUUR - DISPLAYS

Q-TrussLine



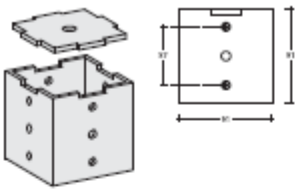
Baubispiele und Konstruktion  
Examples and Construction  
Exemples de construction



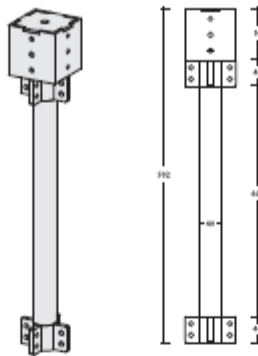
STANDBOUWSYSTEMEN - WINKELINRICHTINGEN - VITRINES - TEXTIELFRAMES - STANDVERHUUR - DISPLAYS

Q-TrussLine

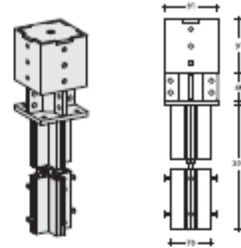
QT W 1



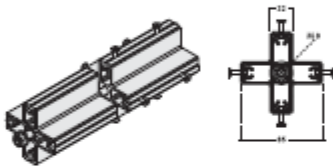
QT S 1



QT S 2



QT V 910



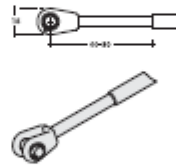
QT SL

Artikel-Nr.  
Product-Nr.  
Article-Nr.

Raster  
Grid  
Trame

QT SL 1	1m
QT SL 1 D	1m
QT SL 2	2m
QT SL 2 D	2m
QT SL 3	3m
QT SL 3 D	3m
QT SL 4	4m
QT SL 4 D	4m
QT SL 5	5m
QT SL 5 D	5m

QT-Spannseile links/rechts Gewinde, incl. Gablen und Bolzen  
QT-Tension left-right thread, brackets and bolts included  
Câble de tension QT taraudage gauche/droite, avec axes et goupilles



Beispiel = 2m-Raster  
Example = 2m-Grid  
Exemple = Trame 2m

